

MS20D







MS20 Double Transom Maglocks



MS20-DS-H-MV
MS20-DS-HR-MV



Key Features

-  Easy to clean - electroless nickel plated magnet
-  Ideal for sliding door applications (armature in housing)
-  RAL paint finish option
-  Robust and durable electronic locking

Product Description

The MS20 double transom magnet is an ideal solution for sliding door applications, with the armature neatly housed for a clean and secure installation. The electroless nickel-plated magnet is easy to clean and built for long-term durability. Robust electronic locking performance ensures dependable security, with optional RAL paint finishes available to match surrounding door hardware.

Product Specifications

	MS20-DS-H-MV	MS20-DS-UH-MV2M	MS20-DS-HR-MV	MS20-DS-HR-MV2M	MS20-DS-U-MV	MS20-DS-U-MV2M	MS20-DS-UR-MV	MS20-DS-UR-MV2M
Surface Material	Satin anodised housing							
Holding Force	2x 300kg							
Mounting	Surface							
Transom Alignment	Horizontal							
Monitoring	Yes				No			
Door Status	No		Yes		No		Yes	
Dimensions	540 x 45 x 33 mm	2000 x 45 x 33 mm	540 x 45 x 33 mm	2000 x 45 x 33 mm	540 x 45 x 33 mm	2000 x 45 x 33 mm	540 x 45 x 33 mm	2000 x 45 x 33 mm
Armature Plate Dimensions	175 x 40 x 12 mm							
Power Supply	12/24Vdc							
Power Consumption	250mA @ 12Vdc / 500mA @ 24Vdc							

Range References

MS20-DS-H-MV	Double transom magnet, surface mount, monitored, 2x 300kg
MS20-DS-UH-MV2M	Double transom magnet, surface mount, monitored, 2m horizontal housing, 2x 300kg
MS20-DS-HR-MV	Double transom magnet, surface mount, monitored, with door status, 2x 300kg
MS20-DS-HR-MV2M	Double transom magnet, surface mount, monitored, with door status, 2m horizontal housing, 2x 300kg
MS20-DS-U-MV	Double transom magnet, surface mount, unmonitored, 2x 300kg
MS20-DS-U-MV2M	Double transom magnet, surface mount, unmonitored, 2m horizontal housing, 2x 300kg
MS20-DS-UR-MV	Double transom magnet, surface mount, unmonitored, with door status, 2x 300kg
MS20-DS-UR-MV2M	Double transom magnet, surface mount, unmonitored, with door status, 2m horizontal housing, 2x 300kg

Accessories

LB-MS20-D	Double L-bracket for MS20 maglock
TB-MS20-D-2M	Transom bracket for MS20 maglock, 2m
AP-MS15.20	Armature plate only for MS15 & MS20 maglock
APR-MS15.20	Armature plate with door status only for MS15 & MS20 maglock
AFH-MS10.15.20	Flush armature housing for outward-opening doors with bevelled edge for MS10, MS15, & MS20 maglock
ASH-MS10.15.20	Surface armature housing for outward-opening doors with bevelled edge for MS10, MS15, & MS20 maglock
AMP-MS10.15.20	Surface armature plate for outward-opening doors for MS10, MS15, & MS20 maglock
TBC-MS15.20.30-D	Double transom bracket cover for MS15, MS20, & MS30 maglock

